



Ulrich Welte Colors in Homeopathy - Set

Reading excerpt
[Colors in Homeopathy - Set](#)
of [Ulrich Welte](#)
Publisher: Narayana Verlag



<http://www.narayana-verlag.com/b6910>

In the [Narayana webshop](#) you can find all english books on homeopathy, alternative medicine and a healthy life.

Copyright:

Narayana Verlag GmbH, Blumenplatz 2, D-79400 Kandern, Germany

Tel. +49 7626 9749 700

Email info@narayana-verlag.com

<http://www.narayana-verlag.com>

[Narayana Verlag](#) is a publishing company for books on homeopathy, alternative medicine and a healthy life. We publish books of top-class and innovative authors like [Rosina Sonnenschmidt](#), [Rajan Sankaran](#), [George Vitoulkas](#), [Douglas M. Borland](#), [Jan Scholten](#), [Frans Kusse](#), [Massimo Mangialavori](#), [Kate Birch](#), [Vaikunthanath Das Kaviraj](#), [Sandra Perko](#), [Ulrich Welte](#), [Patricia Le Roux](#), [Samuel Hahnemann](#), [Mohinder Singh Jus](#), [Dinesh Chauhan](#).

[Narayana Verlag](#) organises [Homeopathy Seminars](#). Worldwide known speakers like [Rosina Sonnenschmidt](#), [Massimo Mangialavori](#), [Jan Scholten](#), [Rajan Sankaran](#) & [Louis Klein](#) inspire up to 300 participants.

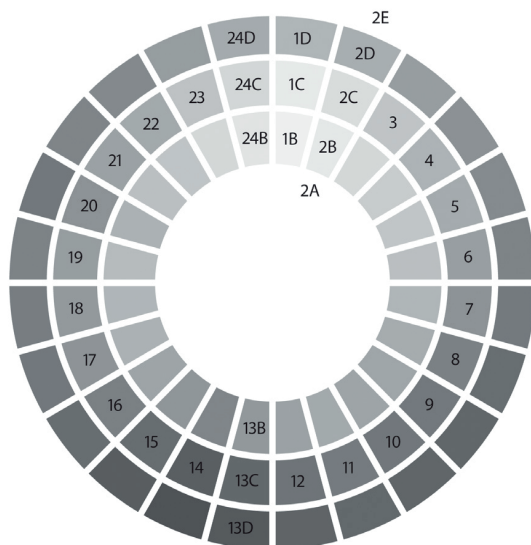
Table of Contents

Foreword to the Extended Sixth Edition.....	2
The Color Preference as a Homeopathic Symptom	
Foreword to the Third Edition	11
Foreword to the First Edition by Jan Scholten	13
Discovery and Development	15
How to Find the Patient’s Favorite Color	17
Difficulties	19
Clinical Reliability of the Color Preference	20
Does the Color Preference Change?	22
How Precise Do We Need to Be with the Colors?	23
Aversion to a Particular Color	24
How to Discover the Color Preference of a Remedy	25
Color Preference is No Shortcut to Bypass the Materia Medica	26
Extending Knowledge of the Materia Medica through Healed Cases	26
Color Preference and Handwriting	27
Can a Remedy Have Several Color Preferences?	28
How to Use the Color Preference in Practice	29
Disease and Disposition	30
Color Concepts	31
Conclusion	37
Color Repertory.....	39
Color Repertory According to Series (Jan Scholten, arranged from H. Meister)	46
Colors and Families.....	61
Families and Colors.....	62
Remedies and Colors in Alphabetical Order	64
Conversion of H.V. Müller’s Color Codes from “Taschenlexikon der Farben”	95
Codes of the Extended Color Table.....	96

Foreword to the Sixth Extended Edition

The Homeopathic Color Repertory is now almost ten years old and has been translated into seven languages, including Japanese. This means we can talk the same language of color around the globe – in other words, the determination of color preference in homeopathy now has a reliable basis since we are all using the same color codes. Simply relying on common color names is inadequate because they are too imprecise to help us accurately choose homeopathic remedies. My yellow is not always the same as your yellow. For homeopathic purposes it was therefore necessary to develop a reliable framework. This was achieved in 2003 with the publication of the color tables, now updated to the sixth edition with this book.

Hue, luminance, and saturation: Our color system reflects these three criteria. The colors are coded with 24 numbers and the letters A-E.



The **hue** is coded with the numbers 1-24. It is the most important criterion. We have seven main colors: yellow, orange, red, violet, blue, turquoise, and green arranged in an optically equidistant manner in a color wheel, divided

into a total of 24 hues, each with a separate number. The four cardinal colors yellow, red, blue, and green plus the three intermediate colors orange, violet, and turquoise comprise the color wheel. The seven main colors are the names of particular wavelengths in the visible light spectrum.¹ The sample wheel in black and white on the previous page is a schematic view of the coding scheme we use, only for purposes of illustration.

We chose yellow, coded 1, to start the color wheel at 12 o'clock because it is naturally the brightest, clearest color, closest to pure white light, from which all colors originate. Yellow can be subdivided into hues 1-3, orange 4-5, red 6-10, violet 11-14, blue 15-16, turquoise 17-19, and green 20-24, so coming full circle with green-yellow, hue 24.

The **value (brightness or luminosity)** is the second criterion, denoted by the letters A-E. It brightens each hue by two levels of white or darkens it by two levels of black. A is the brightest, B the second brightest, C the hue of the pure color, D is somewhat darker, and E is the darkest.

The pure basic colors of the C series cannot in general be correctly realized with offset printing. They have been printed in the greatest possible **saturation** (the third criterion), maintaining optical equidistance between the different colors.

Examples: Yellow covers three hues in our system, with three degrees of luminance, comprising a total of six rubrics from 1AB to 3C.

1A is a very tender and bright, almost white pastel yellow, typical of highly sensitive remedies such as *Cichorium intybus*, the remedy for children who were due to be aborted, who regard any personal intrusion as an existential imposition and who make themselves heard with a great deal of noise. 1A is also characteristic of *Asarum europaeum*, who are physically hurt and rubbed up the wrong way by the slightest noise. 1C is a bright canary yellow, typical of cheerfully chirpy and airily fanciful

¹ The colors black and white tend to be absolutes, distinct from the chromatic colors. However, they have their own important rubrics since they are common color preferences.

remedies such as *Cannabis indica* or *Psilocybe*, whereas 3C, a warm but-tercup yellow, is typical of oversensitive, angry remedies such as *Nux vomica* or *Chamomilla*.

Pure blue 15-16C and blue-turquoise 17C are often regarded as simply blue, but in fact the subtly turquoise 17C is found in the Natriums, who have to erect a wall of respect around themselves, running the risk of becoming petrified in an effort at self-protection due to their inherent vulnerability. Pure blue 15-16C, on the other hand, is characteristic of calmer, more boring remedies such as the salts of *Copper* or *Kalium* (potassium), who tend to show a rather cramped stress reaction.

A practical example: Purely by coincidence as I was writing this foreword, a mail arrived from Ireland to nicely illustrate this topic. The homeopath wrote: "Last year I prescribed *Cichorium* 1M for a three-year-old boy who picked the color 1B. His mother (a single parent) had wanted to abort the child – it was all planned and even the appointment had been made! I did not bother to repertorize. I just let the child choose his favorite color and knew, when I discovered *Cichorium*, that this must be his remedy, in view of the proposed abortion. Four months later he came back to see me with his mother and he was changed almost beyond recognition. His mother and I were deeply satisfied and happy! The mother said it was like having a new child. Things have become so much easier for them now. I have known the boy since he was one year old. He is now four and he's doing fine."

Finding new plant remedies more easily: This edition includes the new remedies from Jan Scholten's recent plant book if he mentions the color preference. If you have not yet come to terms with his rather challenging system of plants, you might find your way to such remedies via the simpler avenue of color choice. Then you can look it up in "Wonderful Plants" and compare the remedy picture with the case you are trying to solve. This is one way to find a simple solution for really tricky cases, assuming the remedy picture matches. We now have color preferences for 1048 remedies, listed with the usual three grades in a normal font, italics, or bold.

Color preference as keynote: The color symptom has meanwhile reached such a level of maturity through numerous clinical observations that it has achieved the status of a keynote for hundreds of remedies. It can thereby make a decisive contribution to the relatively secure choice of a remedy (Constantin Hering: A stool needs three legs to stand securely – three high-quality symptoms are the minimum required to reliably prescribe a remedy.) We in our practice have been able to repeatedly show the value of this symptom in our own studies. In 2003, with the first publication of this book, we analyzed 290 cases, where the color symptom was one of the main criteria underpinning the choice of remedy in 55% of cases. We were able to confirm these results in 2012 with a smaller study on the effectiveness of Boenninghausen's polarity analysis as recently enhanced by Heiner Frei: a secondary finding of this study was that in 50% of cases, patients showed a preference for the color corresponding to the remedy that cured their symptoms. The many messages of thanks from homeopaths all over the world confirm that we are indeed on the right track.

Color preference as resonance: The spectrum of colors comprises the wavelengths of visible light. The subjective fact that most people instinctively prefer or reject certain colors can be interpreted as resonance between objective vibration and subjective sensitivity. Mood and life force can be activated like the string of a musical instrument by a certain wavelength, or color, because they are on a similar wavelength. They oscillate with or against this color according to phase. This color is satisfying or triggers aversion whereas other colors may leave the same person cold. This makes color useful in homeopathy. Color preference corresponds to the basic emotional mood. It gives us, as it were, the "wavelength the person is disposed to." Yet only when we are equipped with the standardized color table can we look up the remedy in a color repertory of sufficient precision.

The color website www.homeo.de: This is the ideal supplement to the color book. Many homeopaths do not know about it so I would now like to describe it in more depth. It is the free online version of the Color Repertory.

We have been updating the tables there for more than a year as world-wide clinical cooperation has increased, helping to funnel the experience of many practitioners. New remedies are being added and the grades of existing remedies changed when good cases confirm the color of a remedy or demote it. Remedies that are being tested may also be removed from a particular color and added instead to a different one if the results confirm such a move. The printed edition by its nature cannot always reflect such dynamic developments in an up-to-date fashion. The color website also offers many new features not available in the printed book.

Color/remedy list <http://www.homeo.de/en/colorremedy.htm>: This table is the most important for remedy selection. It is the repertory of the color method, showing the colors as rubrics with the associated remedies. Only in this table can the homeopath find the full remedy names and authors by holding the cursor over the abbreviated name. For example, if you do not know the abbreviation *cyg-c*⁽²⁾ in the rubric WHITE, you can hold your cursor over the abbreviation to see “*cygnus cygnus*,” the whooper swan. If you hold your cursor over the superscript denoting the author who established this color/remedy combination, you will see the names “*Welte/Kuntosch*” as source. The remedy is listed as grade 1, which means it is a new remedy based on a good case and is on probation. Another example of a newly introduced remedy can be found in the rubric BLACK with the remedy *hydrocotyloidae*_(JS), which refers to a remedy group. Up until now, almost all rubrics only listed individual remedies. With the cursor over the remedy, we can see that it is the “marsh pennywort-like,” a group from the area of the Apiaceae. If you hold your cursor over the subscript _(JS) you will see the author, Jan Scholten. In the printed version, the author initials are not present to make the rubrics as compact as possible, printed on two pages for easy storage either on the desk or as an addition inserted in the printed repertory you commonly use. If you reprint these pages every couple of months from the website, you will always be up-to-date.

Remedy/color list <http://www.homeo.de/en/remedycolor.htm>: This page is the reverse of the repertory. It lists the remedies in alphabetical order, showing the color preference in three grades – for example, **abrot**

8-10E. This means that Abrotanum has the color preference dark red, rubric 8-10E.

Updates: These are listed at the top right of the website under “changes.” The direct link is <http://www.homeop.de/en/remedyupdates>. This function has so far attracted too little attention. It is of special interest for new remedies. If you do not like sifting through the entire table to find newly introduced remedies, you can quickly find what you are after here. Deleted color assignments are also shown here.

Remedy names: The direct link is <http://www.homeo.de/en/arzneimittel.htm>. This page has an alphabetic list of all remedies in the Color Repertory with both abbreviations and complete names.

Is a homeopathic color theory feasible? A theory that does not have to derive the correspondence between color and remedy from cases or remedy pictures but can make theoretically correct predictions has not yet emerged. Since it is nowadays possible to derive the essence of the mineral remedies from their position in the periodic table, we might expect that a theory of colors and remedies (starting with the elements for which the color spectrum has been comprehensively investigated in physics) might also be possible. The specific color spectral lines of the elements would be an interesting approach as would their position in the periodic table.

Families and Colors: Even if a theory of colors and remedies seems a distant prospect, it is certainly possible to recognize connections between families and colors. It has long been clear that certain families such as the Umbellifers (Apiaceae) generally prefer black, the Calcium salts red, the Lac remedies red or magenta, and certain Actinides apparently like blue. The snake remedies more frequently have a preference for turquoise. Certain remedies of a family with a liking for a certain color such as turquoise evidently prefer a very specific turquoise. For example, *Crotalus horridus* generally likes blue-turquoise 17C whereas *Lachesis* picks green-turquoise 19C. Practically all the snakes are to be found in the turquoise group from 17AB to 19CD. But such an obvious connection as found

with the snakes is not found with all families. Yet most of the Solanaceae prefer dark blue (*Capsicum*, *Dulcamara*, *Lycopersicum*, *Physalis*, *Solanum carolinense*, – *niger*, – *tuberosum*, – *tuberosum aegrotans*) whereas other, more acute members of the family prefer other colors: *Belladonna* and *Hyoscyamus* like yellow, *Stramonium* bloody dark red, and *Mandragora* dark green. The clustering of Solanaceae in the darkest colors (the rows D and E) is striking and fits the character of the nightshades. This topic was not covered in previous editions of the Color Repertory and could only be discovered by those who already know something about family relationships. Due to the obvious connections, the new edition of the color book now has a list of the correspondences so far discovered between families and color groups on pp. 61-63. It is arranged both by color and alphabetically.

Series and Colors: On pp. 46-60 we are publishing for the first time a highly interesting and pioneering contribution by a Brazilian colleague – Henrique Meister, a doctor working in Curitiba – who has classified the remedies of the individual color rubrics by series. He has thereby replicated Jan Scholten’s discovery – that the series of the periodic table are also valid for the world of plants – in the area of the Color Repertory. And he has gone even further, classifying both the fungi and animal remedies by series, which we are also publishing here for the first time.

Let us take the example of a patient with a color preference 3C, a warm buttercup yellow, who has come for treatment of a uterine myoma. The rubric 3C currently contains 60 remedies, which have so far simply been listed in alphabetic order. Meister uses the series as a sub-rubric, arranging the remedies accordingly. In addition, for every plant remedy he gives the code from Scholten’s theory of plants: the series (first three digits), phase (fourth digit), sub-phase (fifth digit) and stage (final two digits). The sub-rubrics for the color 3C from the above example are:

Carbon series: glon, myristicaceae (622.46), myris (622.46.16)

Silicium series: cep-h, ictod (632.11.16), sac-alb (633.42.20), lachn (633.46.08), aloe (633.57.16), verat-v (633.65.11)

Iron series: germ, ina-io, hell (642.13.14), fuma-o (642.15.16), cory-f (642.15.17), dice-s (642.15.20), fuma-ac (642.15.20), morph (642.17.01), morph-acet (642.17.01), morph-m (642.17.01), morph-s (642.17.01), esch (642.17.14), codn (642.17.20), euph-pi (644.34.08), euph-v (644.34.13), cyt-l (644.55.07), ulm-c (644.64.05)

Silver series: moly, tech, gink-b (555.17.17), gran (654.11.13), anac (655.42.12), aesc (655.44.10)

Gold series / Lanthanides + Silver series: nux-v (665.24.08), upa-t (665.24.16), olnd (665.26.14), ip (665.44.15), vero-o (665.51.13), verb (665.54.04), menth (665.55.01), scut-l (665.55.14), just (665.62.04)

Gold series / Lanthanides: cer, cer-m, buteo-j, diom-e, lac-d, lac-del, camp-ra (666.34.05), wye (666.44.07), senec-au (666.46.12), cham (666.47.06), tanac (666.47.13), art-v (666.47.14)

Uranium series: uran-n, nept-m, agar, phal

Others: botul, psor, bov

If we assume that the patient had, apart from uterine disease, displayed further themes of the Gold series such as power and a high degree of responsibility, this lets us focus our search on the Gold series sub-rubric of the color rubric 3C, which contains as mineral remedies the Cerium salts, as animal remedies two birds (*Buzzard* and *Albatross*) and two mammals (*Cow* and *Dolphin*), and as plant remedies six Asterales (*Campanula*, *Wyethia*, *Senecio*, *Chamomilla*, *Tanacetum* and *Artemisia*).


This valuable new table is printed in full in the repertory section of this book. It will help you find a suitable remedy, assuming you are already somewhat familiar with Scholten's theory of the elements and plants.

Color themes: Max Lüscher's valuable work on the psychological dynamics of colors largely matches our own experience. If you wish to get an impression of Lüscher's ideas, there are good emotional images with music and symbols covering the main colors at his website <http://www.luscher-color.com> under Theory – click the individual colors to see more.

We asked very many patients for their associations and sensations when looking closely at their favorite colors. The results of many hundred such analyses are astonishingly congruent with the color themes identified by Lüscher. The specific, psycho-vegetative nature of each hue is unambiguous.

For example, if we take dark blue, the chief color of the Solanaceae: this is a mixture of blue and black. Blue and blue-violet are the darkest hues, the polar opposites of light yellow. The calm color of blue, which soothes all hectic and willed activity, loses even more light with the addition of black, gradually tipping over into the gloom of the shadows. The darker the blue, the more light it sucks up, eventually becoming lost to the realm of the shadows. A passive dissolution into the nothingness of the universe. With the increasing blackness, the cooling, soothing calmness of blue becomes – especially in the darkest blue or dark blue-violet – sinister, like black magic. Gently yielding until everything becomes slack and the life-threatening violence of the darkness, destructive of all life and emotion, takes over. We can easily recognize how this description of dark blue closely matches the nature of the nightshades. As an acute reaction to this blackout, the typically acute *Belladonna* may prefer yellow, but there are also chronic cases of *Belladonna* who prefer dark blue. From darkness to light!

Kandern, November 2014



The Color Preference as a Homeopathic Symptom

Foreword to the Third Edition

The steady development of the homeopathic color diagnosis fills me with great joy. The color preferences (and aversions) have been clinically identified and verified by good cases. They have become a valuable additional symptom of our *Materia Medica*. The *Color Repertory* is in worldwide use with good success, irrespective of schools of thought. The book is now available in five languages. In a short span of one year after the second edition a third is required, so there is the opportunity to make major improvements in the setup of the book.


The color charts are now printed as a separate tool, apart from the textbook. One can now fully unfold the color charts. You don't have to flip pages when comparing different colors as before. On the back side of the color charts the additional color tools are displayed, such as the small overview of all colors, black and white scale plus silver and gold as new features. The gem collection splits all colors in warm and cold tones, and thus it helps to make a first distinction between hues 1-12 (yellow–orange–red) or 13-24 (purple–blue–green). It is not meant to assess a single color field but to find a group of colors first, such as yellow-orange or orange-red. It is advisable to use the small overview in a similar fashion, although this tool can already give us the exact color. So please start with all colors, then find a group of colors and then only narrow it down to a single field in the main chart. If you find 2 or 3 colors of different hues, say 17C, 3C, and 24E, then compare these directly and find out their hierarchy. The second color preference is also important and should be considered, sometimes also the third. The fields next to the main color (+- one field) are also relevant to a lesser degree. One should not be too rigid with the rubrics.

There is again a substantial increase of new remedies. H.V. Müller left a legacy of 460 color-defined remedies in the year 2000. Now about 1100 remedies are defined, about twice as many as in the first edition of the *Color Repertory* in 2003. It was most satisfying to see many of the color preferences confirmed independently in various parts of the world. But

also a few changes were necessary according to contributions of fellow homeopaths. Free updates are available on the internet:

<http://homeo.de/en/colorsInHomeopathyLists.htm>

Ulrich Welte, August 2009



Foreword to the First Edition by Jan Scholten

One of the biggest problems in homeopathy is the uncertainty. Most prescriptions are not sufficiently grounded. Or better said, the homeopathic diagnosis, which is the same as the remedy, is not sufficiently grounded. The result is that often the diagnosis turns out to be incorrect and the patient doesn't get better.

In order to increase the accuracy of the differential diagnosis in homeopathy, we need confirmatory symptoms. When we see a timid child with a recurrent cold and mucus dripping from the nose, we already know it may need *Calcium carbonicum*. To confirm the diagnosis of the remedy, we need more symptoms. When we get them in the form of sweating on the scalp during sleep and a liking for sweets and soft-boiled eggs, our diagnosis is confirmed. The more confirmatory symptoms we can elicit, the more sure we can be of the diagnosis and the result.

For confirmation, it's good to have a broader range of symptoms, but especially peculiar symptoms, like the above desires. So how can we broaden our range of peculiar symptoms? One very good candidate is the color preference of a patient. Most patients can definitely choose one or more colors when offered a spectrum of colors. The color preference is a peculiar symptom expressing the inner state of the patient, which is the state of the remedy. And it's a specific symptom. The table of colors has $24 \times 5 = 120$ different colors, so it's very specific.

The German homeopath Hugbald Müller started with these concepts. This was prompted by his discovery that *Conium* not only has a desire for darkness, but also for the color black. His intuition led him to the idea that maybe every remedy will have its preference. He investigated it and indeed it turned out to be correct.

The author of this book, Ulrich Welte, picked up this idea, together with his colleague Herbert Sigwart. Their Kandern clinic team provided further confirmation. They gathered the color preferences of their patients over many years and were able to identify preferences for many remedies. An example is the little-known remedy *Cichorium intybus*. With the color preference table, it's possible to arrive at the diagnosis of such a remedy. I think this is great.

The Kandern clinic team has greatly improved the color tables and enhanced the list of remedies. Müller used the “Taschenlexikon der Farben,” but this has many disadvantages. The color table designed by Ulrich Welte is the most usable I’ve seen so far. All the colors are clear and precisely standardized, so that it can be used in the future without any danger of ambiguity. All colors are represented. This means that almost every patient can find his or her color. Sometimes a patient will have a preference in-between two colors. But it’s equally important that there aren’t too many colors. This makes it easier for the patient to gain an overview. Irrelevant differences are left out. To strike the right balance between too much and not enough choice was only possible thanks to the author’s considerable experience in using this symptom.

The color preference is a significant and effective symptom. It’s effective in the sense that it can, in many cases, provide the indication or confirmation of a diagnosis. What does that mean? It is further evidence of the primacy of the mind. Hahnemann called it the vital force, or dynamis, the invisible, spiritual force behind all life. We may call it internal substance, spirit, inspiration, soul... The color preference as an expression of the inner state is closely connected with this vital force. It’s an expression of the mind, since the mind experiences color in an unmediated and direct way as something pleasant. The symptom of color preference is a further clue to the existence of a soul within the body.

I hope we’ll see more books by Ulrich Welte in the future, such as the planned book on handwriting. This is again a new field for homeopathy and it will give us more possibilities for confirming our diagnosis.

Jan Scholten, 2003

Color Repertory (February 12, 2014)

WHITE	<p>alet⁽¹⁾, alum⁽¹⁾, alum-met⁽¹⁾, apoc⁽¹⁾, <i>apoc-a</i>, arn⁽¹⁾, <i>bell-p</i>⁽¹⁾, <i>bor</i>, croto-t⁽¹⁾, <i>cyg-c</i>⁽²⁾, <i>diam-im</i>^(PT, MR), dirc⁽¹⁾, <i>eup-a</i>⁽¹⁾, <i>eup-per</i>⁽¹⁾, <i>eup-pur</i>⁽¹⁾, <i>helon</i>^(JS), <i>hier-m</i>^(JS), <i>hier-p</i>^(JS), <i>hydran</i>, lem-m^(JS), <i>m-p-a</i>, <i>mangi</i>^(JS), <i>pearl-im</i>^(PT), <i>pitu-a</i>⁽²⁾, <i>pulm-o</i>^(KR, JS), <i>rham-ct</i>^(JS), <i>saphir-im</i>⁽²⁾, solid⁽¹⁾, <i>staphytox</i>^(KR), <i>visc</i></p>
GRAY	<p><i>ammc</i>, <i>arg-p</i>^(PT), <i>arg-s</i>⁽²⁾, <i>bor</i>, <i>bor-sil</i>^(PT), <i>fago*</i>, <i>lap-laz-im</i>^(PT), rumx⁽¹⁾</p>
BLACK	<p>aeth⁽¹⁾, <i>ammc</i>, <i>anthr</i>, <i>ap-g</i>^(JS), <i>apioidae</i>^(JS), <i>ara-m</i>, arg-n⁽¹⁾, <i>arg-sf</i>⁽²⁾, <i>aur-m</i>, bad⁽¹⁾, <i>bamb-a</i>, cic⁽¹⁾, cic-m^(1, JS), <i>cico-n</i>⁽²⁾, con⁽¹⁾, <i>cori-s</i>⁽²⁾, <i>cyg-a</i>⁽²⁾, <i>cyg-c</i>⁽²⁾, <i>cyg-o</i>⁽²⁾, <i>dauc</i>, <i>daucoidae</i>^(JS), <i>diam-im</i>^(PT), <i>diosp-k</i>, <i>erica</i>, ery-a^(2, JS), graph⁽¹⁾, grin⁽¹⁾, <i>hera-s</i>, <i>holly-b</i>^(PT), <i>hydrocotyloidae</i>^(JS), <i>lac-eq</i>^(arab), <i>lat-m</i>^(RS), <i>lob</i>^(JS), luna, lycps⁽¹⁾, <i>mobil-ph</i>^(LK), <i>morion-im</i>^(PT), obsid-im^(PT), oena⁽¹⁾, <i>oenanthoidae</i>^(JS), <i>ozon</i>^(AS), <i>pela</i>^(JS), <i>phel</i>⁽¹⁾, pitu-a⁽²⁾, <i>rhodon-im</i>^(PT), <i>saniculoideae</i>^(JS), <i>scandioideae</i>^(JS), <i>stram</i>, <i>titan</i>, <i>tus-fa</i>, <i>tus-p</i>, <i>yttt</i>^(JK)</p>
GOLD	<p>anh⁽¹⁾, <i>aur</i>^(PT), <i>diam-im</i>^(PT), <i>gold-top-im</i>^(PT), <i>rose-qu-im</i>^(PT)</p>
SILVER	<p>arg^(2, PT), <i>arg-n</i>^(PT), <i>ind</i>^(PT)</p>
YELLOW	<p>1AB asar, <i>bufo</i>⁽²⁾, cich⁽²⁾</p>
	<p>1C <i>agar-ph</i>⁽¹⁾, ail, <i>anan</i>, <i>aqui-c</i>, <i>benzin</i>, <i>bufo</i>, <i>caj</i>, cann-i⁽¹⁾, cann-s⁽¹⁾, <i>cari-p</i>^(JS), <i>cedr</i>, <i>cent-cy</i>^(2, JS), chap^(2, JS), <i>chel</i>⁽¹⁾, <i>cich</i>⁽²⁾, <i>corv-c</i>^(PT), cur⁽¹⁾, <i>erech</i>, <i>euph-l</i>, <i>frang-a</i>^(JS), <i>fuma-o</i>^(JS), <i>gado-p</i>, gels⁽¹⁾, gnaph⁽¹⁾, <i>gnaph-l</i>, hyos⁽¹⁾, <i>jatr</i>⁽¹⁾, <i>kola</i>, <i>lac-rhe</i>^(PT), <i>lac-s</i>⁽²⁾, lact, laur, <i>lot-c</i>^(JS), <i>mand</i>, <i>mangi</i>, <i>nelu-n</i>, <i>neon</i>, nux-m⁽¹⁾, psil, <i>rumx</i>^(1, JS), <i>sang</i>, <i>sel</i>, <i>sima</i>, <i>stry</i>⁽¹⁾, <i>symph</i>^(1, JK), <i>tanac</i>, <i>vit-c</i>⁽²⁾</p>
	<p>2AB agn⁽¹⁾, <i>camp-ra</i>^(JS), <i>gnaph</i>^(JS), hura⁽¹⁾, <i>tarax</i></p>
	<p>2C <i>acon</i>, agar⁽¹⁾, <i>alch-v</i>, anac, bell⁽¹⁾, <i>bor</i>⁽²⁾, <i>casc</i>, <i>cham</i>, <i>chel</i>, clem⁽¹⁾, <i>cub</i>, <i>eran</i>, <i>gold-top-im</i>^(PT), ham⁽¹⁾, <i>hydrog</i>, irid, <i>lac-rhe</i>^(PT), <i>lac-s</i>⁽²⁾, <i>lynx-r</i>, <i>morion-im</i>^(PT), op⁽¹⁾, <i>orch-m</i>⁽²⁾, <i>penic</i>⁽¹⁾, <i>petr</i>, <i>pip-m</i>^(LK, JK), <i>pip-n</i>^(*), puls⁽¹⁾, sang^(PT), stry-w^(1, JS), <i>tell</i>, <i>tep</i>⁽¹⁾, <i>vani-a</i>⁽²⁾</p>
	<p>3AB <i>aesc</i>^(JS), <i>cine</i>^(JS), <i>euph-m</i>^(JS), <i>euph-pe</i>^(JS), <i>euph-pi</i>^(JS), <i>heli-a</i>^(PT), <i>ip</i>^(JS), <i>mani</i>^(JS), <i>poly-p</i>^(JS), <i>pot-t</i>^(JS), <i>prim-f</i>^(JS), <i>prim-o</i>^(JS), <i>prim-v</i>^(JS), <i>vani-a</i>^(HW), verat⁽¹⁾</p>
	<p>3C <i>aesc</i>⁽²⁾, <i>agar</i>⁽¹⁾, <i>aloe</i>, <i>anac</i>, botul⁽¹⁾, <i>bov</i>, <i>camp-ra</i>, <i>cep-h</i>, <i>cer</i>, <i>cer-m</i>, cham⁽¹⁾, <i>codn</i>^(*), <i>cortiso</i>, <i>cory-f</i>^(*), <i>cyt-l</i>^(JS), <i>dice-s</i>^(*), <i>diom-e</i>, <i>esch</i>⁽¹⁾, <i>euph-pi</i>, <i>euph-v</i>, <i>fuma-ac</i>, <i>fuma-o</i>, germ, <i>gink-b</i>⁽¹⁾, <i>glon</i>, <i>gran</i>⁽¹⁾, hell⁽¹⁾, ictod^(1, JS), <i>ina-io</i>, ip⁽¹⁾, <i>just</i>⁽¹⁾, <i>lac-d</i>, lac-del, lachn^(1, JS), <i>menth</i>, <i>moly</i>, morph⁽¹⁾, <i>morph-acet</i>⁽¹⁾, morph-m⁽¹⁾, morph-s⁽¹⁾, myris^(1, JS), myristicaceae^(1, JS), <i>nept-m</i>⁽²⁾, nux-v⁽¹⁾, olnd⁽¹⁾, <i>phal</i>, psor, <i>sac-alb</i>^(PK), <i>scut-l</i>^(PD), senec-au⁽¹⁾, <i>tanac</i>, <i>tech</i>, <i>ulm-c</i>^(MJ, 2), <i>upa-t</i>⁽²⁾, <i>uran-n</i>⁽²⁾, verat-v⁽¹⁾, verb⁽¹⁾, <i>vero-o</i>^(AZ), <i>wye</i></p>

Remedies and Colors, alphabetic

A

<i>abel</i> ^(JS)	abelmoschus hibiscus = abelmoschus moschatus	15-16C, 20-22D, 15-16D
abrot ⁽¹⁾	abrotanum	8-10E
absin ⁽¹⁾	absinthium	8-10E
accip	accipiter gentilis	17C
accip-n	accipiter nisus	4-5C
acet-ac ⁽¹⁾	acidum aceticum	23-24C
achy	achyrantes calea	11C
acon	aconitum napellus	2C, 20-22C
acon-a ^(JS)	aconitum anthora	12-14AB
acon-s ^(JS)	aconitum septentrionale	6-11AB
acor-c ^(JS)	acorus calamus	20-22E
act-sp ⁽¹⁾	actaea spicata	20-22D
<i>adam</i>	adamas	9C
aesc ⁽²⁾	aesculus hippocastanum	3C, 3AB, 23-24E
<i>aesc-g</i> ^(JS)	aesculus glabra	23-24E
aeth ⁽¹⁾	aethusa cynapium	Black
<i>aether</i> ^(LK)	aether	4-5C
agar ⁽¹⁾	agaricus muscarius	2C, 3C
<i>agar-ph</i> ⁽¹⁾	agaricus phalloides	1C
agn	agnus castus	4-5DE, 2AB
<i>agra</i> ⁽²⁾	agraphis nutans = hyacinthoides non-scripta	12-14DE, 11C, 6-11AB, 17AB
agri	agrimonia eupatoria	23-24D, 23-24C, 15-16C
<i>agro</i> ^(JS)	agrostemma githago	6-11AB
agro-ca*	agrostis capillaris	12-14AB
<i>aids</i>	HIV nosode	4-5C, 18C
ail	ailanthus glandulosa	1C, 19AB
alch-v	alchemilla vulgaris	2C
<i>alco</i>	alcoholus	6-11AB, 18C
alet ⁽¹⁾	aletris farinosa	White
all-c ^(1, 2)	allium cepa	17C
<i>all-s</i> ⁽¹⁾	allium sativum	17C
all-u	allium ursinum	12-14C
alli-m	alligator mississippiensis	23-24D, 20-22C



More books on homeopathy, alternative medicine and a healthy life
www.narayana-verlag.com