


# Gothe / Drinnenberg Homeopathic Clinical Pictures - Part 1

Reading excerpt  
[Homeopathic Clinical Pictures - Part 1](#)  
of [Gothe / Drinnenberg](#)  
Publisher: Homeolinks Publisher



<http://www.narayana-verlag.com/b5132>

In the [Narayana webshop](#) you can find all english books on homeopathy, alternative medicine and a healthy life.

Copying excerpts is not permitted.  
Narayana Verlag GmbH, Blumenplatz 2, D-79400 Kandern, Germany  
Tel. +49 7626 9749 700  
Email [info@narayana-verlag.com](mailto:info@narayana-verlag.com)  
<http://www.narayana-verlag.com>



# Contents

Acknowledgements	VI
Introduction	1
<b>Headache</b>	<b>4</b>
<b>Allergies and acute coryza</b>	<b>15</b>
<b>Pharyngitis and tonsillitis</b>	<b>21</b>
<b>Sinusitis</b>	<b>27</b>
<b>Otitis media</b>	<b>33</b>
<b>Teething problems</b>	<b>39</b>
<b>Cough</b>	<b>45</b>
<b>Local and radiating back pain</b>	<b>56</b>
<b>Joint disorders</b>	<b>67</b>
<b>Muscle cramps</b>	<b>78</b>
<b>Inflammations of the tendons and their sheaths</b>	<b>84</b>
<b>Stomach pain</b>	<b>90</b>
<b>Nausea and vomiting</b>	<b>96</b>
<b>Constipation</b>	<b>102</b>
<b>Diarrhoea</b>	<b>108</b>
<b>Flatulence</b>	<b>114</b>
<b>Bedwetting</b>	<b>120</b>
<b>Ailments of the prostate</b>	<b>126</b>
<b>Inflammation of the lower urinary tract and the bladder</b>	<b>132</b>
<b>Contusions</b>	<b>138</b>
<b>Sprains</b>	<b>144</b>
<b>Bone fractures</b>	<b>150</b>
<b>Surgical trauma</b>	<b>156</b>
<b>Burns</b>	<b>162</b>
<b>Sunstroke and heat stroke</b>	<b>168</b>
<b>Wounds</b>	<b>174</b>
<b>Travel sickness</b>	<b>180</b>
<b>Vertigo</b>	<b>186</b>
<b>Sleep disorders</b>	<b>192</b>
Literature	198
List of indication	199
List of remedies	200

# Inflammations of the sinuses

may develop in response to impaired mobility and anatomical particularities of the bones of the skull, spreading bacterial or viral population, allergies, polyps or excessive stress. In the context of any one of the above, swellings of the mucous membranes or other factors obstructing the drainage may block the secretion of mucus and subsequently cause congestion. The accumulated fluids cause an increase in pressure, more pathogens can settle, and this may lead to pain, fever, and putrid discharges.

## Important remedies for patients suffering from infections of the sinuses:

Hepar sulphuris, Kali bichromicum, Mercurius solubilis, Silica, Sticta pulmonaria

## Other possible remedies:

### Aconitum napellus (Monkshood)

- sudden onset of complaints after the patient got too cold or was exposed to cold wind
- restless and anxious patients, they have a high fever and great thirst, mainly for cold drinks

### Arsenicum album (White Arsenic)

- sinusitis accompanied by burning pain
- sensation of obstruction; however, a watery and excoriating substance is secreted
- restless and anxious patients who are very thirsty and ask for warm drinks; they drink often and in small sips

### Belladonna (Deadly Nightshade)


- right-sided sinusitis with a sudden onset
- high fever; enlarged pupils; the face is red and hot while the feet and hands are cold
- the complaints are aggravated on stooping or bending the head as well as from jarring

### Cinnabaris (Red Sulphide of Mercury)

- pain extends from the inner canthus to the forehead or above the eyebrows
- pressing pain around the root or the bridge of the nose 'as if caused by glasses'
- yellowish or bloody discharge from the nose

### Hydrastis canadensis (Golden Seal)

- thick or watery discharge from posterior nares into the nasopharyngeal region, which on blowing the nose appears as very viscid and ropy mucus
- discharges are excoriating and may lead to ulceration and bloody scabs in the nose





## Kali bichromicum (Bichromate of Potassium)

The pain of Kali bichromicum is mostly confined to a small and circumscribed spot. Hence, patients are able to locate it precisely. In the course of the illness, this painful spot may 'wander' to other parts of the sinu-

ses. The sinuses and the nose are congested and full of thick, viscid, offensive mucus, which on blowing the nose can only be removed from the nostril with difficulty.



■ Sinusitis with pain in a small, circumscribed spot.



■ Sensation of fullness and swelling of the nose.

■ Discharge of thick, viscid and stringy mucus, which can only be detached from the nose with difficulty.

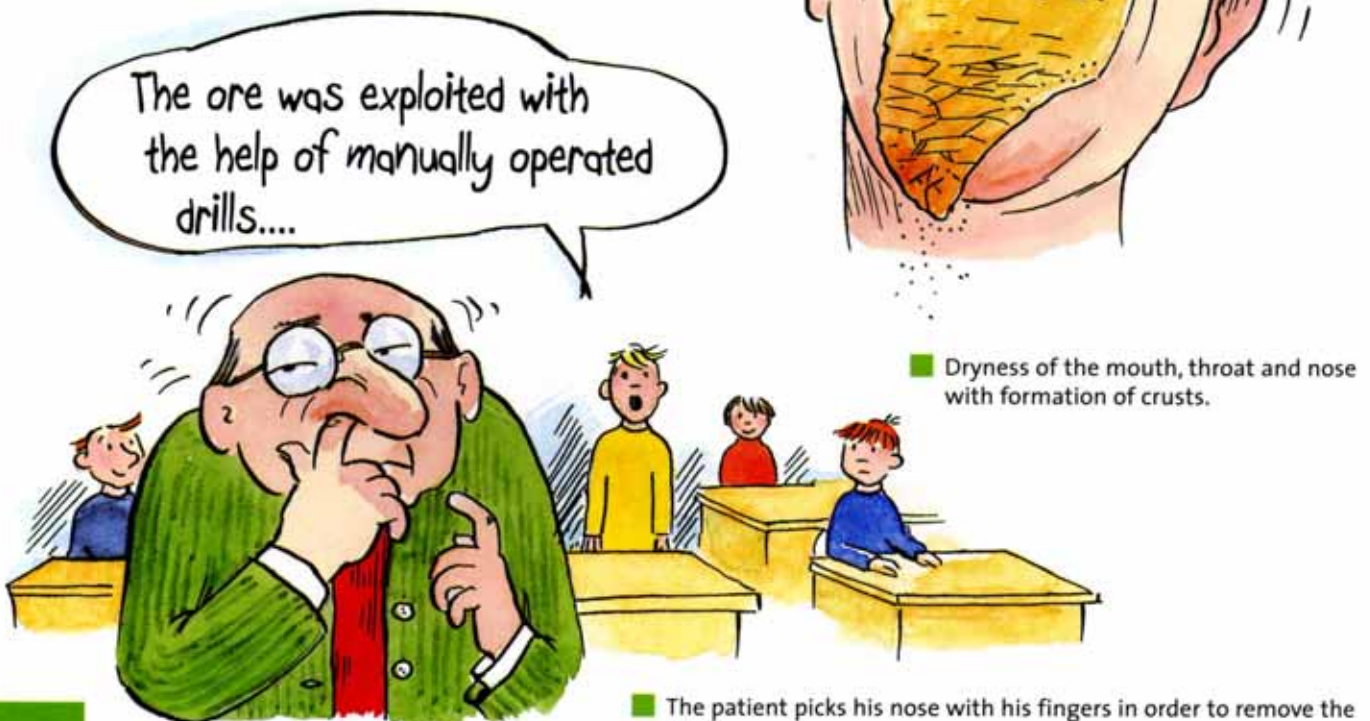
## Sticta pulmonaria (Lungwort)

The sinusitis typical of Sticta is characterised by a quick formation of crusts and hardening of the mucus in the nose, the maxillary sinuses and mainly the frontal sinuses. As more and more crusts form, the nose gets obstructed. This is accompanied by a strong

sensation of fullness in the affected regions. As a result, the patient constantly but ineffectually tries to blow his nose. Eventually, he is forced to pick the crusts with his fingers.




■ Constant but ineffectual attempts to blow the nose.



■ Dryness of the mouth, throat and nose with formation of crusts.

■ The patient picks his nose with his fingers in order to remove the crusts.



Gothe / Drinnenberg

[Homeopathic Clinical Pictures - Part 1](#)  
With Cartoons to illustrate the Suitable  
Remedy

212 pages, pb  
publication 2008



More books on homeopathy, alternative medicine and a healthy life

[www.narayana-verlag.com](http://www.narayana-verlag.com)