

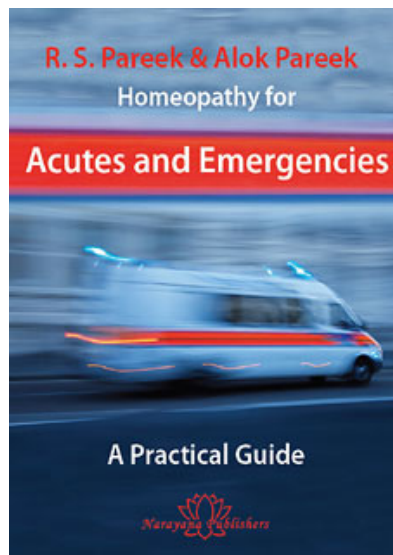
Pareek Alok / Pareek R.S. Homeopathy for Acutes and Emergencies

Leseprobe

[Homeopathy for Acutes and Emergencies](#)

von [Pareek Alok / Pareek R.S.](#)

Herausgeber: Narayana Verlag



<http://www.narayana-verlag.de/b10734>

Im [Narayana Webshop](#) finden Sie alle deutschen und englischen Bücher zu Homöopathie, Alternativmedizin und gesunder Lebensweise.

Copyright:

Narayana Verlag GmbH, Blumenplatz 2, D-79400 Kandern

Tel. +49 7626 9749 700

Email info@narayana-verlag.de

<http://www.narayana-verlag.de>

[Narayana Verlag](#) ist ein Verlag für Bücher zu Homöopathie, Alternativmedizin und gesunder Lebensweise. Wir publizieren Werke von hochkarätigen innovativen Autoren wie [Rosina Sonnenschmidt](#), [Rajan Sankaran](#), [George Vithoukas](#), [Douglas M. Borland](#), [Jan Scholten](#), [Frans Kusse](#), [Massimo Mangialavori](#), [Kate Birch](#), [Vaikunthanath Das Kaviraj](#), [Sandra Perko](#), [Ulrich Welte](#), [Patricia Le Roux](#), [Samuel Hahnmann](#), [Mohinder Singh Jus](#), [Dinesh Chauhan](#).

[Narayana Verlag](#) veranstaltet [Homöopathie Seminare](#). Weltweit bekannte Referenten wie [Rosina Sonnenschmidt](#), [Massimo Mangialavori](#), [Jan Scholten](#), [Rajan Sankaran](#) & [Louis Klein](#) begeistern bis zu 300 Teilnehmer

Contents

Acknowledgments	vii
Foreword	viii
Preface	x
1 Introduction	1
The Aim and Scope of This Book.....	1
Homeopathic Medicine and “Modern Medicine”	1
Basic Principles of Acute and Emergency Prescribing	4
Triage to Categorize Emergency Patients	7
The Role of Homeopathy in Surgical Cases	7
The Role of Homeopathy in Medical Emergencies	9
Constitutional Homeopathy versus Clinical Prescribing	9
2 Cardiac and Circulatory Emergencies	17
2.1 Acute Cardiac Emergencies	17
Acute Heart Emergencies and Chronic (Stabilized) Heart Conditions	17
Remedies for Immediate Use before the Patient Reaches Hospital.....	17
Prescribing For Stabilized Heart Problems between the Acute and Chronic State.....	26
Background: The Holistic Heart	27
Miasms and the Heart	28
Clinical Materia Medica for Stabilized Heart Conditions	30
2.2 Acute Hypertensive Emergencies	36
2.3 Acute Hemorrhage	37
Two Cases of Gastro-Intestinal Hemorrhage	40
3 Neurological Emergencies	47
3.1 Acute Stroke (CVA).....	47
A Case of Stroke from Post-Operative Complications	48
A Case of Stroke from Intra-Cerebral Hemorrhage	52
A Further Brief Stroke Case	55
A Case of Transient Ischemic Attacks (TIA)	55
3.2 Epilepsy.....	56
3.3 Fainting (Syncope)	59
Fainting from Pain	59
3.4 Head and Spinal Injuries.....	60
Remedies for Head Injury.....	60
Remedies for Spinal Injury.....	60
A Case of Head Injury	61
A Brief Case of Paraplegia in a Child.....	67

Contents

3.5 Psychiatric Emergencies	68
Fear	68
Acute Grief and Depression.....	69
Acute Violent Mania	71
Rape Victims	72
A Case of Intractable Hiccups	72
4 Physical Trauma and Injuries.....	77
Abrasions, Bruises and Contusions.....	77
Injuries to Soft Organs.....	77
Bone Injuries	78
Clinical Materia Medica for Common Injury Remedies	79
Other Accidents, Trauma and Injuries.....	82
5 Problems Associated with Surgical and Medical Treatments	87
General Post-Operative Problems	87
Specific Post-Operative Problems	90
Problems after Other Medical Procedures.....	91
An Iatrogenic Emergency: A Case of Sudden Drug-Induced Bone Marrow Suppression	92
6 Acute Pain and Colic.....	97
Potency and Method of Administration for Pain Remedies	97
A Severe Case of Facial Herpes Zoster.....	101
7 Other Acute Therapeutics	107
Organ-Related Emergencies	107
A Case of Acute Renal Failure.....	108
A Further Case of Acute Renal Failure.....	110
A Brief Case of Alcoholic Cirrhosis of the Liver	111
Oncological Emergencies	111
Environmental Emergencies.....	113
Homeopathic Treatment for Environmental Disasters.....	116
Closing Remarks.....	119
 Quick Reference Guides:	
Therapeutics for Acute and Emergency Prescribing	120
Clinical Repertory for Acutes and Emergencies.....	131
Heart and Circulation.....	131
Injuries including Surgery	133
Other Clinical Conditions	134
 Remedy Index	 138
Bibliography	142
About the Authors.....	143

Foreword

A couple of years ago, I received a DVD from a colleague with a shared interest in Emergency Homeopathic Medicine. I contacted Dr. Alok Pareek regarding his DVD material (“Homeopathic Prescription in Emergencies and Acute Diseases – Applied Materia Medica”), which was originally recorded in German and translated into English.

I was most impressed with his curriculum vitae and his long-life dedication to homeopathy. Dr. Pareek and his father before him have been imparting homeopathic knowledge to doctors worldwide for the past 50 years. The two physicians are considered among the best homeopathic doctors in Germany and India. Dr. Alok Pareek is also a well known and experienced speaker on homeopathic medicine; he offers seminars not only at his research center, but also in Germany, Ukraine, Israel and Armenia.

The hospital and top quality research center run by the Pareeks in Agra, India, have provided outstanding medical care for patients with acute and chronic illnesses since 1981. There are 84,000 patient visits annually and their facilities provide the latest diagnostic technology alongside homeopathic treatment.

Exactly 2½ years ago, my mother was dying from a terminal cancer and I had the fortune to have homeopathic care combined with allopathic medical treatments to ease her suffering during this difficult period of her life. Homeopathy offered a holistic, individualistic approach for my mother’s last days. This made me realize that homeopathy is not just an “alternative” medicine but a complementary medicine for any patient or disease.

Since the late 1990s, homeopathic mechanisms and effects have begun to be explained by biochemistry, micro-molecular biology, nanopharmacology, electromagnetic effects and quantum physics. Nobel Laureate Luc Montagnier (the French virologist and joint recipient of the 2008 Nobel Prize in Physiology or Medicine, for his discovery of the Human Immunodeficiency Virus) explains principles relating to homeopathy in his article “Electromagnetic Signals are Produced by Aqueous Nanostructures Derived from Bacterial DNA Sequences” published in January 2009.

The book by the Drs. Pareek on emergency treatment explores a medical realm that has formerly been “out of bounds” for homeopathic medicine. This situation has arisen because of the strong belief among non-practitioners, and even among practitioners themselves, that homeopathy acts slowly and needs time to take effect, allowing it to benefit only chronic pathologies that have not been helped by other types of medicine.

This book questions this assumption and demonstrates how to offer urgent treatment for cardiac and neurological emergencies, traumatic injuries, post surgical problems, acute pain and other emergency and acute situations. It brings together information on a range of topics that have previously been treated in isolation in separate chapters or articles in homeopathic and conventional medical literature.

As an American-Colombian EM (Emergency Medicine) physician who deals with life-threatening diseases on a daily basis, I found the authors’ homeopathic

approach to be full of well-rounded clinical criteria and plenty of wise advice to the homeopathic doctor. Most importantly, they challenge the reader and homeopathic practitioner to deeply evaluate the urgency of the disease and consider the need to involve other medical specialists or transfer the patient to a suitable hospital in a timely fashion, in order to provide the best medical treatment available and guarantee the best chance of survival and a good outcome for the patient in urgent cases.

Their book enlightens the reader about how homeopathic medications have helped patients for more than 200 years without problems such as resistance to antibiotics, allergies to medications or lethal side effects – considerations that are even more pressing in an emergency setting.

Conventional practitioners may tend to regard “alternative medicine” as a derogatory term and find it hard to accept there are other treatments for their patients that are equally effective, or even more effective in certain cases. In his book “Homeopathy: Beyond Flat Earth

Medicine” Timothy R. Dooley explains how homeopathy treats patients and has long included practices that have only recently been accepted by modern medicine, such as the importance of the emotional healing process in any given case. Because of this “flat earth” approach, medicine has still not accepted a “rounded” and fully comprehensive view of health and healing. Indeed, homeopathic medicine and conventional (allopathic) medicine must be considered complementary aspects of the medicine spectrum.

My main reason for supporting this book is its value as a visionary effort and an essential tool in shaping modern emergency medicine in the future – medicine in which we health care providers recognize that no branch of medicine has all the answers and that we must work together “as a whole” to approach our patients and their diseases.

I truly hope to be in medicine long enough to see us practice “hand in hand” and enjoy the great benefits of this marvelous “scientific marriage” in my emergency medicine patients.

Gladys H. Lopez, M.D., M.P.H.
Emergency Medicine Physician
(USA Board Certified in Emergency Medicine)
American College of Emergency Physicians –
International Ambassador for Colombia-South America (2005-2011)

Preface

Way back in the 1950s, this book began by accident. In a case of emergency far away from the town, where no medical aid was available, lay a man. Gasping, cold, sweaty. Restless for want of air. His pulse was imperceptible. The only available medicine in my kit was *Carbo veg* 200C, the corpse reviver. I put two pellets on the patient's tongue. All the arrangements were made to send the patient to the nearest medical center where immediate medical help could be provided for the dying patient. By the time the ambulance arrived and he was bundled into the van, his pulse started reviving, his respiration was better and he seemed to be less restless: a true picture of the corpse reviver, the great *Carbo veg*. It left in my mind a strong impression that homeopathy could be potentially effective in emergency cases too.

On my return from Europe, I was preparing to settle in my town as a homeopathic specialist in chronic diseases in the traditional way. Emergency cases were left to the care of the orthodox physician. A second significant incident occurred when by chance an epidemic of Japanese encephalitis broke out in Northern India; hundreds of families in my town were down with the virus. People were treated with homeopathic remedies and success was to the tune of 95%. Not a single casualty was recorded under homeopathic treatment. This gave me a boost and I started working with acute emergencies.

Working in this field over the last 60 years has enhanced my confidence in the treatment of various kinds of emergencies. Furthermore, a chapter been added on iatrogenic emergencies, which we come across very often in our practice. Homeopathic remedies have been found to be very effective in this field.

The discourses of Hahnemann have provided us with the means to successfully handle emergency conditions, including those which we have not previously encountered. In this field, Hahnemann himself treated several thousand patients with cholera, which he had never seen before.

Modern disaster management may involve a wide variety of situations. In this category fall mustard gas poisoning in World War 1, the Chernobyl nuclear plant explosion, the MIC gas leak in Bhopal (India) and the latest nuclear power plant leakage in Japan. With 3,000 odd well-proved homeopathic remedies, we are at a distinct advantage in handling such situations.

This book is the outcome of 60 years of practice on my part and 30 years of work by my son in a highly advanced homeopathic hospital. We hope our success story will give confidence to both the busy senior practitioner and the younger generation. I shall feel amply rewarded if it will help guide experienced practitioners in a field which is new to them and instil confidence in the mind of new entrants to our profession.

Dr. R. S. Pareek, D. F. (Hom.), London
Agra (India)
April 2011



2.2 Acute Hypertensive Emergencies

The following remedies are specific for hypertensive emergencies, where blood pressure suddenly rises:

- *Adrenalin*
- *Aurum metallicum*
- *Barium muriaticum*
- *Conium maculatum*
- *Crataegus oxyacantha*
- *Glonoine (Glonoinum)*
- *Lachesis*
- *Natrum muriaticum*
- *Nux vomica*
- *Plumbum metallicum*
- *Rauwolfia serpentina*

Glonoine is an important remedy here. Another remedy, less extensively used in clinical practice, which may be worthy of consideration is *Spartium scoparium* (also known in homeopathy as *Sarothamnus*, made from the plant common broom, *Cytisus scoparius*).

Glonoine (Nitro glycerine)

This is a very important remedy for the heart and blood circulation. If the blood stops circulating freely, swelling, inflammation and pain will occur. *Glonoine* empowers the circulation, keeping up the supply of oxygen and essential nutrients necessary for the tissues and cells.

As the heart pumps, moving the blood through the blood vessels, arteries, and capillaries, congestion can occur; the circulation of blood becomes stronger in some places than in others. In *Glonoine*, these irregularities in the circulation are violent. *Glonoine* is a powerful, explosive remedy, with violent bursting, throbbing and congestion. It wants to erupt. Blood rushes to the head, with redness, heat and throbbing in the head itself and in the blood ves-

sels, as in *Belladonna*. There are shocks in the head synchronous with the pulse and headaches from sun. The head starts to burst, as if it is exploding. Like *Aconite*, it is too powerful to have a very long action.

Treating headaches is itself a headache for any doctor, with our hundreds of possible remedies. But of these hundreds, if we had to name only one, we would choose *Glonoine*.

Differential Diagnosis for Congestive Headaches

Three remedies in the materia medica have similar head congestion: *Belladonna*, *Glonoine* and *Amylenum nitrosum* (Amyl nitrite). All of these are strong remedies for the heart and blood pressure. *Belladonna*, with its violent inflammation, has throbbing in the head better by warmth, whereas *Glonoine* is better by cold. *Glonoine* is also worse from sun, from heat, and from working under strong light or gas light.

Amylenum nitrosum, like *Glonoine*, is useful for congestion of the head and hot flushes in menopausal women, where the blood rushes upwards, with heat, sweating and redness. The 30C and 200C potencies are employed for high blood pressure, especially when the systolic pressure is high and symptoms also affect the mind.

Glonoine continued

Glonoine is a good remedy for acute hypertensive crisis, when the blood pressure, especially the systolic, suddenly rises very high and there is a risk of cerebral hemorrhage. In our clinical experience, this remedy has the power to restore normal blood pressure and has acted prophylactically to prevent stroke in many patients. We have had wonderful results in patients with



systolic pressures of 190 or 210 mm Hg, using *Glonoine* 30C or 6C. We repeat every one hour to three hours until the blood pressure comes down to acceptable limits.

The remedy is particularly effective when the symptoms also affect the mind. *Glonoine* has an often-verified mental symptom: loss of sense of location, so that a well known street looks strange. We have confirmed this as a clinical verification of the remedy, caused by the influx of blood to the brain.

Glonoine also has great action on the heart. There is a violent palpitation because the heart is working very fast. There is a sensation of pulsation throughout the body and this can be felt by the doctor anywhere you look or touch – the patient’s eye, hand, everywhere.

TNT (Trinitrotoluene)

TNT is another important explosive remedy, mentioned here simply in relation to *Glonoine* as an explosive. We have used this remedy frequently in cases of thalassemia, aplastic anemia and malignant conditions of the blood because of its explosive nature. We use the 30C and the 200C potency, normally giving one dose of 200C once a week.

Other Clinical Remedies for Hypertension

Crataegus oxyacantha and *Rauwolfia serpentina* are the other two clinical remedies

for hypertension used at our clinic, where large patient numbers rule out the possibility of repertorization. *Crataegus* is administered as mother tincture, five to eight drops twice daily in a little water. *Rauwolfia* is an Indian herb, given either in five drop mother tincture doses (once daily in a little water) or, even better, as 1X potencies.

Clinical and Constitutional Treatment for Hypertension

Ideally, constitutional treatment is the most reliable and effective to treat high blood pressure. But where this is not possible, we use *Arsenicum album*, *Phosphorus*, *Natrum muriaticum*, *Lachesis* and *Glonoine* as clinical remedies.

These remedies may also be useful for “layer” prescribing in hypertensive patients, to prepare the patient and open up the constitution. Like removing the top layers of an onion, such remedies pave the way for further action and help us arrive at the constitutional stage.

The clinical remedies are of great help during an acute crisis, but a *Pulsatilla* woman will never have permanently normal blood pressure without *Pulsatilla*; she has to have *Pulsatilla* in a high potency, otherwise she will never be cured. Similarly, a *Chamomilla* woman will need *Chamomilla* for her blood pressure; it will not fully normalize without her constitutional remedy, no matter how much *Glonoine* or *Crataegus* you give.

2.3 Acute Hemorrhage

We have a range of useful remedies for this acute emergency, including some well-known polychrests:

- *Aconite*
- *Arnica*
- *Arsenicum album*
- *Belladonna*
- *Bothrops lanceolatus*
- *Carbo animalis*
- *Carbo vegetabilis*



- *China*
- *Crocus*
- *Crotalus horridus*
- *Elaps*
- *Erigeron*
- *Ferrum phosphoricum*
- *Ficus religiosa*
- *Hamamelis*
- *Ipecacuanha*
- *Kreosotum*
- *Lachesis*
- *Millefolium*
- *Phosphorus*
- *Sabina*
- *Secale cornutum*
- *Sulphuric acid*
- *Thlaspi bursa-pastoris*
- *Trillium*

Below are discussed some of our leading remedies for this condition, including a number which are perhaps less widely used. A case example is also included to illustrate case management approaches.

Bothrops is not a strongly hemorrhagic remedy. If it does have bleeding, the blood is thick and dark. Speech disturbances such as slurring are a keynote for this remedy, as discussed in the Neurological Emergencies chapter on p. 51.

Carbo vegetabilis is a grand remedy for bleeding, with the characteristic symptoms of coldness, sweating, blueness, debility and air hunger. It is because they lack oxygen that they are better for oxygenation from fanning and crave open air. *Laurocerasus* also has cyanosis and a sense of suffocation. *China* is excellent for the bad effects of bleeding. The bleeding of *Crocus sativus* is interesting: it is dark or black, sticky and stringy, hanging like threads. (*Kali bichromicum* is also famous for sticky thread-like discharges.) In *Crotalus horridus*, there is an offensive-smelling septic state and the blood will not clot.

The hemorrhage can be from any part of the body.

The snake poison *Elaps* is a great hemorrhage remedy, with bleeding somewhat similar to *Crocus*, i.e. dark, thick, and offensive. The snake poisons nearly always have bleeding which is dark rather than bright red, thick rather than very fluid, and scanty rather than very profuse. *Ferrum phosphoricum* is a grand remedy for bleeding in an acute inflammatory state. When I was a child, I watched my father putting some *Ferrum phosphoricum* tissue salt 6X powder onto the surface of wounds to stop the bleeding.

Hamamelis is for dark venous bleeding. Bleeding from the veins is passive rather than powerful. It is the most important remedy for bleeding hemorrhoids (piles) and is also excellent for bleeding varicose veins in the legs. It can lessen the pain in phlebitis and varicose ulcers. It can be given if bleeding occurs during or after tooth extraction at the dentist.

Ipecac is a grand hemorrhagic remedy for situations such as menorrhagia or metrorrhagia. There is flooding of bright red blood, often with nausea or vomiting. *Lachesis* of course has offensive, dark bluish blood which is toxic and does not coagulate.

Millefolium has profuse bright red bleeding which is painless. This is oxygenated arterial blood. It is a grand remedy for internal bleeding caused by trauma and surgery where an arteriole or even an artery ruptures. We use this remedy in 30C potency for heavy bright red nosebleeds, rather than *Hamamelis*. It is also well-suited to menorrhagia and metrorrhagia with these characteristics, along with *Sabina*, again in 30C, which is ideal for profuse bright red bleeding from fibroids (myomas) of the uterus. *Secale*



is also great for uterine bleeding, where darkish blood oozes in thin, weak, pale, anemic women, rather than gushing as in *Sabina*. This leakage can continue for fifteen, twenty days or more.

Phosphorus bleeds profusely from even slight wounds and this is an excellent clinical remedy as well as a major polychrest.

Kreosotum is another good hemorrhage remedy, particularly for bleeding from the gums and bleeding associated with cancer of the cervix or uterus. Another remedy for this symptom in uterine cancer is *Carbo animalis*, which has offensive discharges of blood.

***Trillium pendulum/erectum* (birthroot)**

We use *Trillium pendulum*⁵ as a clinical remedy for hemorrhagic emergencies, especially uterine bleeding. Administered in mother tincture twice daily in five drop doses, it has done wonders in our practice. It can also be used in 6x or 30C. We use it for menorrhagia, metrorrhagia, bleeding from fibroids (myomas) and bleeding during pregnancy and after childbirth. The blood is bright red and profuse, with gushing and pain. The flooding may cause faintness or actual fainting, with a sinking feeling, cold limbs and a rapid, feeble pulse. The characteristic feature of this remedy is that associated with bleeding there is pain in the sacral region which travels around the pelvis to the symphysis pubis. There is the sensation as if the hips and back are falling to pieces. Sacral pain is also found in *Sabina*, which we always use in 30C potency. It shares with *Millefolium* the bright red hemorrhaging, but *Millefolium* lacks the pain found in *Trillium*.

It is also useful for bleeding after tooth extraction, hemoptysis, bleeding piles, and blood in the urine or stools, including during dysentery.

***Thlaspi bursa-pastoris* (shepherd's purse)**

Thlaspi is a hemorrhagic remedy par excellence. We normally use the mother tincture, and also 3X, 6X and 30C potencies. It has not had a full proving, but there are clinical verifications giving a clear clinical picture. The hemorrhages are profuse, dark and clotted, unlike *Millefolium*, *Sabina* and *Trillium* bleeding which is profuse, bright red and fluid. There is a particular affinity for the urino-genital tracts.

It is used for urinary problems with hematuria. Another grand remedy for blood in the urine is *Terebinthina*, which has a full proving, hence its use in 30C potency. It is indicated in conditions with this symptom such as renal and ureteric colic and calculi or dysuria. During urination there is tenesmus of the bladder. Along with this, the urine is very foul smelling, as in *Benzoic acid*. The specific gravity of the urine is high and it contains high levels of uric acid and urates. *Thlaspi* also has excellent action in gouty arthritic pains in the joints due to deposits of uric acid. The urine is loaded with red blood cells, epithelial cells, casts and pus.

Dysfunctional bleeding from the uterus is another key symptom. We have confirmed the materia medica information that the patient hardly recovers from one period before the next starts; the bleeding lasts for eighteen or twenty days or more. This is a strong keynote. We have mainly used this remedy in cancers of the uterus and cervix, to address bleeding, which is often offensive.

⁵ The same remedy is known by alternative names, *Trillium pendulum* and *Trillium erectum*.



***Erigeron canadensis* (Canadian fleabane)**

Erigeron canadensis is another great menorrhagia and metrorrhagia remedy. The bleeding may be caused by myomas (fibroids), hormonal disturbances or cancers of the female reproductive tract. Along with *Millefolium*, *Sabina* and *Trillium*, *Erigeron* has profuse, bright red, gushing bleeding. The characteristic concomitant is painful urination, with increased frequency and burning similar to *Cantharis*. The only other remedy sharing this feature is *Terebinthina*. Alongside the urinary symptoms there is also violent irritation of the rectum. We use the mother tincture in drop doses in our hospital and clinical practice.

***Ficus religiosa* (sacred fig)**

This is a useful anti-hemorrhagic remedy. There are many fig species, but this is the one used in homeopathy. In India this tree, known as “peepal” in Hindi, has

religious significance, hence its name. The tree has some interesting characteristics. It reaches a great size and a great age – a minimum of a hundred years. It is one of a small number of plant types that can photosynthesize at night, hence its reputation for emitting oxygen 24 hours a day and the traditional practice of sitting beneath it for meditation and health.

We think of this remedy whenever malignancy is associated with bright red bleeding. In cancers of the gastro-intestinal tract, it helps hematemesis in cancers of the stomach, duodenum or esophagus, as well as reducing bleeding in bowel or rectal cancer. It is also effective for bleeding from open or fungating cancers and sores. We also use it for bleeding in cervical or uterine cancer and uterine bleeding in general, for hemoptysis, and for bleeding piles where *Hamamelis* has failed.

We have had wonderful results with the mother tincture, five drops in a little water twice daily; it can also be used in 6C potency.

Two Cases of Gastro-Intestinal Hemorrhage

Case 1

This case illustrates the handling of a surgical emergency, where the patient was first treated conventionally with an endoscopic procedure and blood transfusion, then received homeopathic treatment with *Carbo vegetabilis*, *Ornithogalum umbellatum* and *China officinalis*.

This male patient aged 70 presented as an emergency with severe hematemesis (vomiting of blood) and melena (abnormal black stools due to bleeding in the upper gastrointestinal tract). He also had obstructive uropathy due to neglected benign prostatic hypertrophy. This had led to chronic renal failure, with serum

creatinine of 3.7 mg/dl. He was very weak and severely anemic (with hemoglobin of only 4.3 g/dl). He had suffered long-term crippling rheumatic joint pains all over his body, for which he had been taking courses of NSAIDs for twenty years. Irritation of the gastric mucosa is a well-documented side effect of this medication.

An endoscopy was performed which showed diffuse erosive gastritis with a large bleeding duodenal ulcer.

Unfortunately the surgeons failed to stop the bleeding using endoscopic clipping. He was given a blood transfusion which improved him physically. Following catheterization, his kidney function improved. However, other surgery was




contra-indicated due to his poor overall condition, so at this point homeopathic advice was sought.

On the first day of homeopathic treatment, *Carbo vegetabilis* 30C was given every three hours. The indications for this prescription were his severe debility from blood loss and the fact that he was chilly all over and asking to be fanned constantly. On the second and third day the bleed-

ing lessened and his general condition improved. *Carbo veg* is an excellent hemorrhage remedy, as well as a very important acute remedy when there is a threat to life.

On the fourth day there were no bouts of hematemesis. However, pain and burning in the epigastrium persisted, so he was given another remedy, *Ornithogalum umbellatum*. This was administered in 1X potency, one drop twice daily.



Upper G. I. endoscopy scan showing diffuse erosive gastritis with bleeding duodenal ulcer

***Ornithogalum umbellatum* (Star of Bethlehem)**

Ornithogalum has a specific affinity with the stomach. It is a grand remedy for peptic ulcers (affecting the esophagus, stomach or duodenum), gastritis, including severe and ulcerative forms, and acidity. It has burning and pain due to ulceration and is excellent in bleeding in these areas. There is a sensation as if something is lodged between the esophagus and stomach. There is also a sensation of blockage at the pyloric end of the stomach and food passes from here into the duodenum only with great difficulty. It is excellent in cancer of the stomach where the pyloric valve becomes deformed and stricture develops. There is obstruction causing great discomfort and distension. There is a great deal of flatulence, like other

members of the *Alliaceae* or onion family (sometimes also included in the *Liliaceae* or lily family). We also use it for cancer of the intestines, including the duodenum, cecum or colon. It is important to understand which potencies to use.

1. We never use it in mother tincture because it is toxic.
2. Where we use either 1X or 2X, we give only one drop per dose and no more.
3. We also use 6C and 30C. In our experience, these are the safest potencies and 30C is the best. Here we can repeat two or three times a day. Again, we administer in divided doses of only one drop.

Dr. Cooper was responsible for introducing this remedy to homeopathy. One




of the famous trio of influential British homeopaths Clarke, Burnett and Cooper, active from the late nineteenth century, he was an expert in botanical remedies which he prescribed in mother tincture form. His clinical experiences with *Ornithogalum* using drop doses at very infrequent intervals are included in Clarke's *Dictionary*.

Case History Continued

In this case we used 1X twice daily, on the fourth and fifth days, because the situa-

tion was so serious. Within two days, the pain and burning had improved and there was no further hematemesis. As we are cautious prescribers, we then stopped the dose. On the sixth day, having stopped the *Ornithogalum*, we instead gave a single dose of *China* 200C. On the twelfth day the patient, who had been left to die, was discharged from the hospital in a satisfactory condition. The endoscopy picture taken one month later showed significant improvements.



Endoscopy scan one month later, showing significant improvements

Unfortunately, this patient did not continue homeopathic treatment after being discharged from hospital. He again started using painkillers for his rheumatic pains, with resultant hemorrhaging, and he died about five months later. Our inpatients are given homeopathic remedies while they are in the hospital, and we encourage patients to continue homeopathy after release, but not all will do so.

In terms of case management, this case illustrates the importance of having a clear strategy to deal successively with the various priorities as they unfold during treatment. The acute conditions immediately demanded *Carbo vegetabilis* and this was given. Then, as local problems persisted, we looked for an organ remedy, in this case *Ornithogalum*, which proved helpful. Finally, the third prescription



Therapeutics for Acute and Emergency Prescribing

This living materia medica is a summary of remedy information given in the book, with key points relevant for clinical practice, including some details on potency and administration. Where a single main entry is found, a cross reference is given to the relevant chapter.

ACONITE (ACONITUM NAPELLUS)

- number one remedy to use
 - immediately after a heart attack or acute stroke with shock and fear
 - for a first heart attack
 - especially in younger patients with stronger constitutions
 - for shock after injury especially eye injury, including electric shock and burns
- acute, sudden, violent symptoms with intense fear of death, anxiety and shock
 - epilepsy aggravated by sudden fear
 - including after rape
 - extremes of weather (hot or cold)
- red face, active rather than prostrated
- start with 30C, using 200C or 1M where fear is very pronounced
- short acting remedy; follow with other remedies
 - for pain, if no improvement after two doses within fifteen minutes, change remedy
 - *Arsenicum album* or *Arnica* often follow well

ACONITUM FEROX

- a stronger version of *Aconitum napellus*, for chronic conditions
- for cardiac asthma and cardiac dyspnea with Cheyne-Stokes breathing, in 30C

ACONITUM LYCOCTONUM

- useful in 30C in myocardial infarction for patients who are
 - very restless
 - with profuse sweat
- Hodgkin's disease and other cancers of the glands

ADONIS VERNALIS – see p. 32

AMYLENUM NITROSUM (AMYL NITRITE)

- acute hypertension and acute heart conditions e.g. angina pectoris with
 - rushes of blood to the head, sensation of heat and redness
- ailments from extreme hot weather, including fainting
- heat flushes at menopause, extending upwards

ANTIMONIUM TARTARICUM

- follows initial remedies (e.g. *Aconite* or *Arsenicum album*) after heart attack
- acute heart conditions followed by lung involvement with
 - rattling cough, mucus hard to expel, vomiting of phlegm, dyspnea
- irritability and depression more marked than fear
- weak, no thirst
- palliative for breathlessness in dying patients



Clinical Repertory for Acutes and Emergencies

This repertory, based on clinical information in this book, is divided into three sections:

- Heart and Circulation
- Injuries including Surgery
- Other Clinical Conditions

HEART AND CIRCULATION

GENERAL: *adon, cact, conv, crat, dig, kalm, lycps-v, naja, spig, spong*

ACUTE: *acon, acon-f, acon-l, aml-ns, ant-t, arn, ars, bell, cact, camph, carb-v, dig, gels, ign, ip, kalm, lach, laur, lat-m, naja, op, spig, verat*

BETWEEN acute and chronic: *ant-t, cact, naja, spig, spong*

CHRONIC: *acon-f, arg-n, ars, ars-i, aur, bar-m, cact, crat, gels, iod, kali-c, kalm, lach, lat-m, laur, lil-t, lycps-v, naja, nat-m, phos, plat, sep, spig, spong*

organ specifics for heart: *adon, apoc, crat, conv, iber, stroph-h, term-a, vanad*

HEART problems with:

kidney involvement: *adon, conv, dig, serang*

liver involvement: *dig*

lung involvement: *ant-t, laur, lycps-v, naja, queb, spong*

thyroid involvement: *lycps-v, spong*

MIASMS dominant in heart conditions:

psoric: *acon, arg-n, ars, gels*

sycotic: *lach*

syphilitic: *aur, lach, laur, nat-m, sep*

ANEMIA: see blood, disorders of

ANEURISM, aortic: *cact*

ANGINA pectoris: *aml-ns, arn, cact, glon, kalm, lat-m, naja*

over-exertion, after: *arn*

ATHEROSCLEROSIS: *cact, crat*

BLEEDING, acute: *arn, ars, both, carb-an, carb-v, chin, croc, elaps, erig, ferr-p, fic-r, ham, ip, kreos, lach, led, mill, phos, sabin, sec, tril-p*

bright: *erig, fic-r, ip, mill, phos, sabin, tril-p*

dark: *croc, crot-h, elaps, ham, lach, sec, thlas*
bluish or violet: *lach*

offensive: *crot-h, lach*

piles, from: *fic-r, ham, tril-p*

scanty: *lach*

thick: *crot-h, lach*

uterine: *carb-an, erig, fic-r, ip, kreos, lach, mill, sabin, sec, thlas, tril-p*

BLOOD, disorders of:

anemia, aplastic: *trinit*

leukemia: *x-ray*

sickle cell: *x-ray*

thalassemia: *trinit, x-ray*

BLOOD PRESSURE:

high (hypertension): *ars, crat, glon, lach, nat-m, phos, rauw*

sudden, acute rise: *adren, aur, bar-m, bell, con, crat, glon, lach, nat-m, nux-v, plb, rauw, saroth*

low (hypotension): *cact*

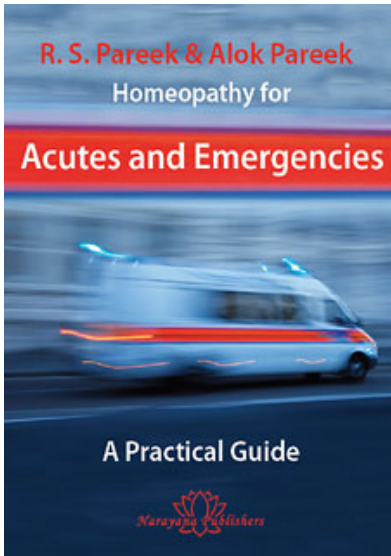
BLOOD VESSELS: *bell, cact, crat, glon, mill*

CARDIOMYOPATHY: *stroph-h*

CHOLESTEROL, to help reduce: *cact, crat*

CONGENITAL heart problems: *laur*

cyanosis and clubbed fingers, with: *laur*



Pareek Alok / Pareek R.S.

[Homeopathy for Acutes and Emergencies](#)

A Practical Guide

160 Seiten, geb.
erschienen 2012



bestellen

Mehr Bücher zu Homöopathie, Alternativmedizin und gesunder Lebensweise

www.narayana-verlag.de